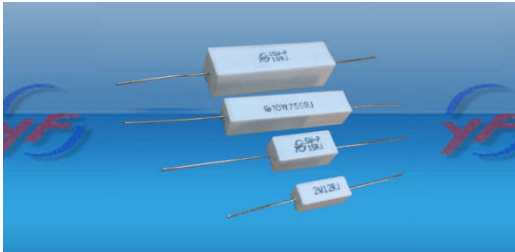




<p>卧式水泥电阻器</p> <p>SQP Horizontal Cement Fixed Resistor</p>	文件编号 Document No.	YF-SE-02-17/A00
	文件日期 Released Date	2018-12-20
	页次 Page:	1/4



■产品特性 Feature:

- 高负荷、散热特性、不燃性;;
High load, heat-sink performance, non-flame ;
- 高频特性好、抗脉冲性;
Stable performance of high voltage, pulsing load;
- 符合环保要求 RoHS compliant, halogen free, lead free;
- 防护等级 INGRESS PROTECTION: IP53;

■产品引用范围 Application:

- 家电/音响系统 Entertainment system;
- 电源系统/充电设备 Power supply;
- 工业/自动化行业 Industrial/automation system;

■产品订货方式 Parts Number Explanation:

SQP	-	10W	-	100R	-	J	-		
类型		功率		特性(可选)		阻值		误差	
Product		Rated		Feature		Resistance		Tolerance	
Type		Power		(Optional)				Packing	
		1W		N/A:Normal		0R47=0.47Ω		F:±1%	Requirements
		3W		S:Small volume		2R7=2.7Ω		G:±2%	
		5W		N:Non-inductive		15R=15Ω		J:±5%	
		7W		...		510R=510Ω		K:±10%	
		...				1K2=1.2KΩ			
		100W				75K=75KΩ			

■环保申明 RoHS declaration:

本产品符合 RoHS 2.0(2011/65/EU)环保要求。
The products meet the standards of RoHS 2.0(2011/65/EU).

■参考标准 Reliability standard

可焊性 Weldability Standard:	IEC60068-2-20
环境标准 Environment Standard:	SJ/T 11363-2006, ROHS 2011/65/EU
检验标准 QC standard:	MIL-STD-105E, GB/T 2828.1-2003
产品性能 Performance:	IEC60115-2008, GB/T5729-2003

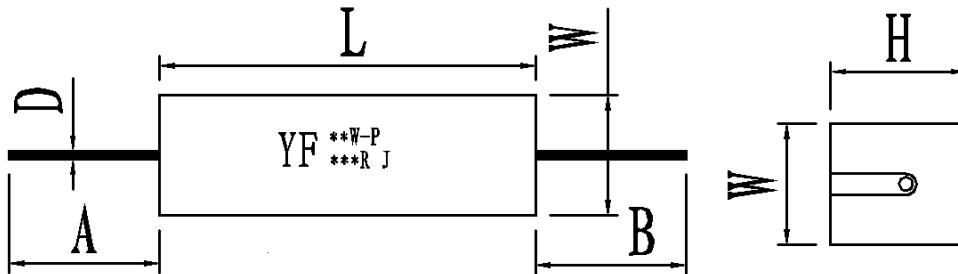


<p>卧式水泥电阻器</p> <p>SQP Horizontal Cement Fixed Resistor</p>	文件编号 Document No.	YF-SE-02-17/A00
	文件日期 Released Date	2018-12-20
	页次 Page:	2/4

■标准产品规格 Standard electrical specifications:

功率 Rated Power At 70°C	阻值 Resistance (Ω)	最高使用电压 Max. Rating Voltage(U _R)	最高超载电压 Max. Overload Voltage(U _L)	绝缘电压 Insulation Voltage(U _N)	温度系数 T.C.R. PPM/°C	工作温度 Operating Temperature
1W/2W	0.1~500K	150V	250V	1000V	T50: ±50 T100: ±100 T200: ±200 T350: ±350 T500: ±500	-55°C ~ +275°C
3W	0.1~500K	250V	350V	1000V		
5W	0.1~500K	350V	500V	1000V		
7W	0.1~500K	350V	500V	1000V		
10W	0.1~500K	500V	750V	1500V		
15W	0.1~500K	500V	750V	1500V		
20W	0.1~500K	500V	750V	1500V		
30W	0.1~500K	750V	1000V	1500V		
50W	0.1~500K	750V	1000V	1500V		
100W	0.1~500K	750V	1200V	1500V		

■产品尺寸 Type dimension:



规格 Type	尺寸 Dimension(mm)					
	L±1.0	W±0.5	H±0.5	A±2.0	B±2.0	D±0.05
1W	13.5	6.5	6.5	20	20	0.5
2W	18	6.5	6.5	20	20	0.5
3W	22	8	8	22	22	0.65
5W	22	9.5	9.5	25	25	0.75
7W	35	9.5	9.5	25	25	0.75
10W	48	9.5	9.5	25	25	0.75
15W	48	12.5	12.5	25	25	0.75
20W	63	12.5	12.5	25	25	0.75
30W	75	19.5	19.5	25	25	0.75
50W	90	19.5	19.5	22	22	0.75
100W	133	24	21	22	22	0.75



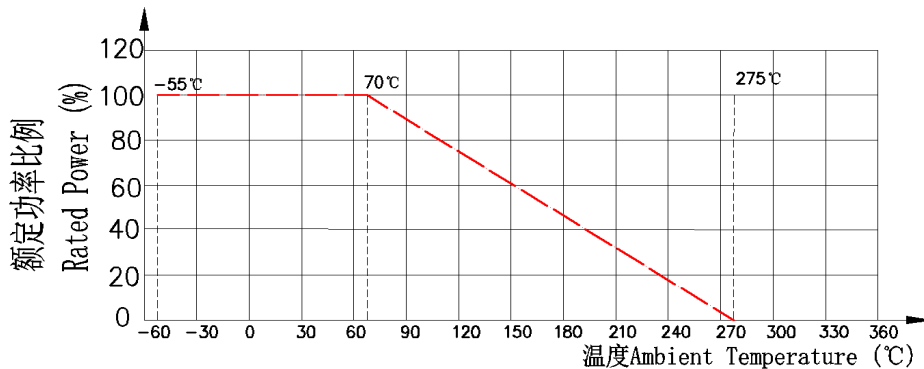
<p>卧式水泥电阻器</p> <p>SQP Horizontal Cement Fixed Resistor</p>	文件编号 Document No.	YF-SE-02-17/A00
	文件日期 Released Date	2018-12-20
	页次 Page:	3/4

■产品特性 Product parameter:

●额定功耗 Power Derating Curve:

额定功率是周围温度 70℃ 以下(推荐工作区域), 可连续使用的负载功率的最大数值, 且应使机械性能与电气性能满足. 如周围温度超过 70℃ 时, 依照下图功率衰减曲线而定。

Rated power is the highest using power under 70℃ and continuous duty. At the same time, the overload power is fit for mechanical properties and electrical properties. When the temperature is over 70℃, the power must be derated in accordance with the curve as below:



●额定电压 Rating Voltage:

额定功率对应的额定电压, 直流(DC)或交流电流(AC), 可以采用如下公式计算. 当计算的额定电压超过最高使用电压时, 则使用最高使用电压为额定电压。

The following equation may be used to determine the DC(Direct Current) or AC(Alternating Current)(RMS, root mean square value) of normal rated power. However, if the result value exceeds the max. using voltage, the max. using voltage is to be used:

$U_P = \sqrt{P \times R}$	<p>U_P: 额定电压 Rating voltage (V)</p> <p>P: 额定功率 Rating Power (W)</p> <p>R: 电阻值 Resistance(Ω)</p>
---------------------------	---



<p>卧式水泥电阻器</p> <p>SQP Horizontal Cement Fixed Resistor</p>	文件编号 Document No.	YF-SE-02-17/A00
	文件日期 Released Date	2018-12-20
	页次 Page:	4/4

■产品特性 Product performance:

测试项目 Test Item	测试方法 Test Method	测试方法 Procedure	测试标准 Requirements										
绝缘阻值 Insulation resistance	IEC60115-1 4.6	DC500V, R>100MΩ	$\Delta R/R \leq \pm 0.5\%$										
绝缘耐压 Voltage proof	IEC60115-1 4.7	$U_N, 60S, I \leq 1mA.$	$\Delta R/R \leq \pm 1\%$										
温度系数 Temperature coefficient	IEC60115-1 4.8	$T.C.R. = \frac{R - R_0}{R_0} \times \frac{1}{T - T_0} \times 10^6 \quad (PPM/^\circ C)$ R ₀ : 常温下(T ₀)的阻值 Resistance at room temperature(T ₀); R: 测试温度(T=T ₀ +100)的阻值 Resistance at T=T ₀ +100;	根据产品额定参数 Refer to Ratings										
短时间过负载 Short Time Overload	IEC60115-1 4.13	$\text{Min}(\sqrt{10 \times W \times R}, U_R), 5s$	$\Delta R/R \leq \pm 2.0\%$										
本体强度 Body robustness	IEC60115-1 4.15	电阻体中间, 加载 10N 的压力, 时间 10 秒 Central part pressurizing force:10N, 10seconds	无损伤 No broken										
端子强度 Terminal robustness	IEC60115-1 4.16	端子加载 20N 拉力, 时间 10 秒; Pressurizing force: 20N, 10 seconds	无损伤 No broken										
可焊锡性 Solderability	IEC60115-1 4.17	245±5℃, 5±0.5S	≥95%										
耐焊锡热 Soldering Heat	IEC60115-1 4.18	350±5℃, 3S±0.5S	$\Delta R/R \leq \pm 0.5\%$										
温度循环 Temperature Cycle	IEC60115-1 4.19	如下循环 Cycle Below: <table border="1" style="margin-left: 20px;"> <tr> <td>温度 Temperature</td> <td>25℃</td> <td>125℃</td> <td>25℃</td> <td>-25℃</td> </tr> <tr> <td>时间 Duration</td> <td>15min</td> <td>15min</td> <td>15min</td> <td>15min</td> </tr> </table> 持续时间 Cycle Time:1000Hrs.	温度 Temperature	25℃	125℃	25℃	-25℃	时间 Duration	15min	15min	15min	15min	无损坏 No broken $\Delta R/R \leq \pm 0.5\%$
温度 Temperature	25℃	125℃	25℃	-25℃									
时间 Duration	15min	15min	15min	15min									
耐振性 Vibration	IEC60115-1 4.22	10~55HZ/0.75mm/2H*3	无损伤 No broken										
高温存储 High Temp. Exposure	IEC60115-1 4.23	125℃, 80%, 500H	无损伤 No broken										
耐久性 Endurance	IEC60115-1 4.25	Min(U _P , U _R), 1.5H- ON, 0.5H-OFF, 1000H	$\Delta R/R \leq \pm 5\%$										
不燃特性 Nonflammabilit		16*U _P , 5min,	无燃烧现象 No flame										